

Momentum Investments Classic Factor Portfolio Range

Momentum Investments Classic Factor 7 Portfolio

Factsheet at 31 December 2020

Target: CPI + 5% to 6%

Investment horizon: Seven years

Investments managed by: Momentum Outcome-based Solutions (Pty) Ltd

📄 Momentum outcome-based investing philosophy

Investment success is about consistently maximising the probability of you achieving your investment goals – whether that is to preserve capital, generate an income stream in retirement or grow wealth within the parameters of a certain risk profile. In response to the ever-evolving investment landscape, we have constructed a range of outcome-based solutions that set their sights beyond mere benchmarks and instead focus on the things that matter the most to you – ensuring we maximise the probability of you achieving your investment goals. Outcome-based investing is about placing your goals at the centre of our investment process.

📄 Investor profile and investment strategy

This portfolio is aimed at investors who are in the accumulation phase of investing. It has a long-term investment horizon and, therefore, the aim is to maintain an average exposure of 80% to growth asset classes (local and global equities and property). The portfolio consists of the full universe of asset classes, including global investments of up to 30% (excluding Africa), and selective alternative asset classes. The allocations between asset classes are actively managed, taking the market environment into account. Through the optimum selection of asset classes, the probability of achieving the outcome is maximised within acceptable risk parameters. Performance fees may be paid within investment mandates, should they sufficiently enhance investment returns after fees. It is suitable as a stand-alone portfolio in retirement products, where compliance with Regulation 28 is specifically required.

📌 Portfolio information

Launch date:	March 1999
Benchmark:	Composite: Local equity 50%; Local property 5%; Local bond 10%; Local cash 7.5%; Global equity 22.5%; Global property 2.5%; Global bond 2.5%
Target:	Inflation plus 5% to 6% over seven-year rolling periods
Reg. 28 compliant:	Yes

Risk of capital loss	Very low	Medium	Very high
Investment term	Very short	Medium	Very long

👤 Portfolio managers




Mohammed Sibda
BCom




Nina Saad
BSc, CFA

📈 Long-term outcomes

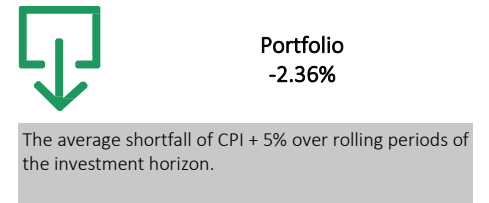
Return over the investment horizon



Hit rate

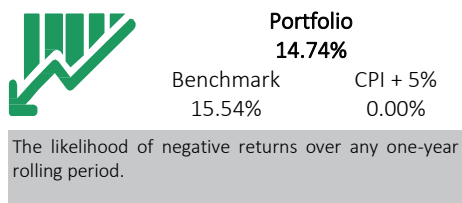


Average shortfall

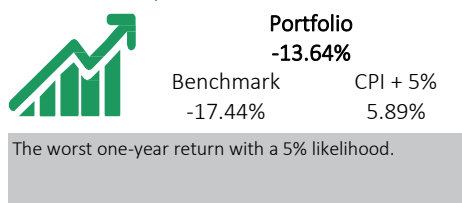


📈 Short-term risk

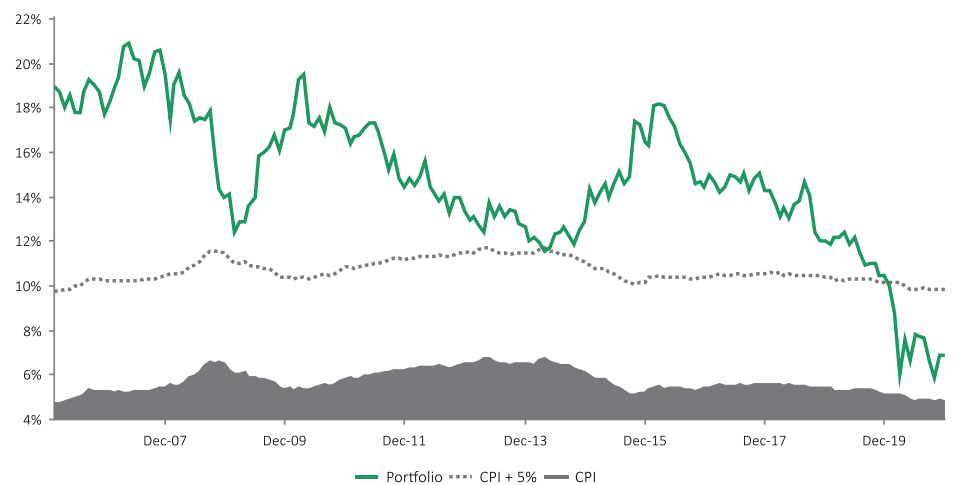
Risk of negative one-year return



Minimum one-year returns



📈 Rolling returns over investment horizon



Returns over rolling periods of the investment horizon since launch.

Investment returns

	One month	Three months	One year	Two years	Three years	Four years	Five years	Six years	Seven years	Launch
Portfolio	3.04%	7.50%	0.03%	5.97%	1.82%	5.16%	5.09%	5.79%	6.92%	13.38%
Benchmark ¹	3.31%	6.50%	-1.33%	4.69%	0.33%	4.18%	3.94%	4.97%	6.45%	13.12%
Risk-adjusted ratio ²					0.15	0.45	0.50	0.62	0.75	1.76
CPI + 5%	0.41%	1.64%	8.18%	8.37%	8.97%	9.13%	9.63%	9.65%	9.82%	10.36%

¹The benchmark is calculated using the composite benchmark allocation.

²A ratio of the actual return achieved per unit of risk taken.

Index returns

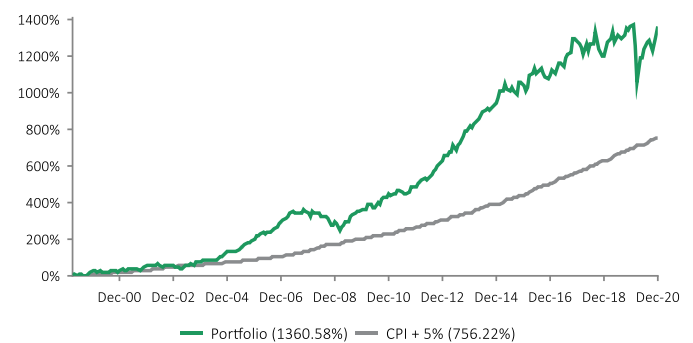
Asset class	Index	One month	One year	Two years	Three years	Five years	Seven years	Strategic allocation
Local equity	FTSE/JSE Shareholder Weighted Capped Index	5.47%	0.58%	3.62%	-1.48%	3.21%	4.81%	50.00%
Local property	FTSE/JSE SA Listed Property Index	13.68%	-34.49%	-18.29%	-20.68%	-8.42%	-1.79%	5.00%
Local bond	FTSE/JSE All Bond Index	2.44%	8.65%	9.48%	8.88%	10.43%	8.22%	10.00%
Local cash	Short-term Fixed Interest Composite Index	0.31%	5.39%	6.34%	6.64%	6.97%	6.75%	7.50%
Global equity	MSCI All Countries World Index	-1.16%	21.56%	23.31%	15.82%	10.28%	13.90%	22.50%
Global property	FTSE EPRA/NAREIT Developed Index	-1.35%	-4.80%	6.70%	7.87%	3.19%	10.54%	2.50%
Global bond	FTSE World Government Bond Index	-3.23%	15.91%	9.23%	11.16%	3.63%	7.84%	2.50%

Investment manager allocation and returns

	One year	Three years	Seven years
Local equity			
BlueAlpha	-4.13%	-2.42%	4.30%
Fairtree	22.00%	11.68%	13.00%
Foord	3.13%	-1.35%	3.22%
Momentum Protected Equity			
Momentum Systematic Strategies	0.13%		
Perpetua	-6.69%	-4.56%	
Prudential	-2.81%	-2.57%	5.79%
SIM	-3.51%	-2.03%	7.31%
Truffle	13.71%	8.71%	9.78%
Local property			
Catalyst	-34.32%	-19.23%	0.57%
Eris Student Accomodation			
Meago	-35.02%	-20.79%	-0.86%
Momentum Investments	-35.11%		
Local fixed income			
ALUWANI (ILB)	2.44%	2.16%	4.43%
Flexible Fixed Interest	3.09%	6.11%	8.47%
Futuregrowth	7.51%	9.39%	9.67%
Momentum ILB	4.98%		
Local cash			
ALUWANI	6.54%	8.16%	8.10%
Liquidity	6.20%		
Momentum Enhanced Yield	7.13%		
Global equity			
Momentum Global Investment Management	16.25%	13.70%	13.17%
Global property			
Momentum Global Property	-5.72%		
Global bond			
Amundi	13.60%	10.65%	7.78%

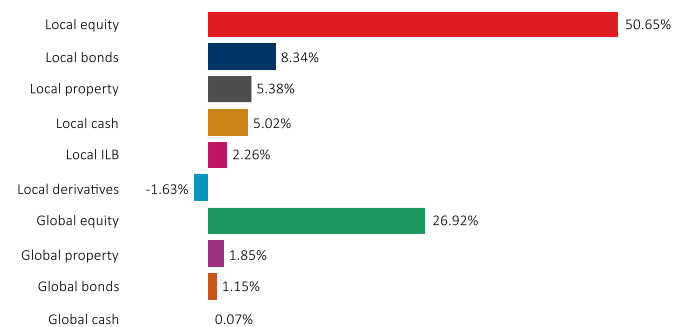
Where no returns are shown, the investment manager has a return history in this portfolio of less than the relevant period (one, three or seven years).

Cumulative returns



The cumulative growth of the portfolio since launch compared to its target.

Effective asset allocation



The 10-largest portfolio holdings

Holding	Percentage
Naspers Limited	5.63%
Firststrand Limited	2.43%
Anglo American Plc	2.26%
Impala Platinum Holdings Limited	2.25%
Standard Bank Group Limited	1.77%
Republic Of South Africa R2035	1.63%
Prosus	1.62%
British American Tobacco Plc	1.58%
Bhp Group Plc	1.53%
SIBANYE STILLWATER LIMITED	1.43%

The 10-largest instruments at 30 November 2020, looking through all asset classes held.



Quarterly portfolio commentary for Q4 2020

The strength of the global economic upturn will be reliant on the success of vaccination campaigns and greater global co-operation to guarantee efficient distribution of vaccines worldwide. However, the road to recovery remains uneven and uncertain. Diversified economies that are less exposed to contact-intensive activity will likely fare better, while concentrated and services-related economies are likely to require further support. Continued fiscal stimulus and accommodative monetary policy are crucial, in our view, in keeping the world economy afloat, and will lessen lasting economic damage from the crisis.

Meanwhile in South Africa (SA), muted confidence, a strained fiscus, ongoing electricity shortages and a flare up in infections will contain the anticipated recovery in growth in 2021. After contracting at an expected 8.1% in 2020, growth is likely to increase to a below-consensus 2% in 2021, before slowing to 1.6% in 2022. Efforts to arrest the increase in government's debt burden through higher growth will likely be constrained and could lead to further negative rating actions later in 2021. While near-term inflation pressures are likely tilted to the downside, inflation will rise in the medium term from an expected average of 3.2% in 2020 to 3.9% in 2021 and 4.7% in 2022. We are projecting a shift higher in interest rates in the second half of 2021, given the SA Reserve Bank's warning against the constraints of fiscal dominance and the dangers of running negative real interest rates for too long.

The portfolio returned 7.5% for the quarter, which outperformed the benchmark of 6.5%. Being overweight local and global equity contributed to the absolute and relative returns, whereas being underweight local property detracted from returns. During the quarter, we transitioned the portfolios to reflect our revised strategic asset allocation.



Notes

On 1 November 2020, the real return expectation for this portfolio was revised from inflation plus 7% to a range of inflation plus 5% to 6%. Changes were made to the strategic asset allocations on 31 October 2020.



Disclosures

The investment policy is underwritten by Momentum Metropolitan Life Limited, which is a registered insurer under the Insurance Act, 18 of 2017. This investment portfolio is administered and managed by Momentum Outcome-based Solutions (Pty) Ltd, an authorised financial services provider (FSP No. 19840) under the Financial Advisory and Intermediary Services Act No.37 of 2002 (FAIS Act), as may be amended and/or replaced from time to time, and a part of Momentum Metropolitan Holdings Limited, rated B-BBEE level 1.

The information used to prepare this factsheet includes information from third-party sources and is for information purposes only. This factsheet does not constitute any form of advice and should not be used as a basis to make investment decisions or as an offer or a solicitation to purchase any specific product. Given that past returns may not be indicative of future returns and the value of investments will fluctuate over time, independent professional advice should always be sought before making an investment decision. Fluctuations in exchange rates may cause the value of international investments, if included in the mandate, to go up or down. Investors should be aware that investing in a financial product entails a level of risk that depends on the nature of the investment. The merits of any investment should be considered together with the investor's specific risk profile and investment objectives. Although reasonable steps have been taken to ensure the validity and accuracy of the information in this factsheet, Momentum Metropolitan Life Limited does not guarantee the accuracy, content, completeness, legality or reliability of the information contained in this factsheet and no warranties and/or representations of any kind, expressed or implied, are given to the nature, standard, accuracy or otherwise of the information provided nor to the suitability or otherwise of the information to your particular circumstances. Under no circumstances shall Momentum Metropolitan Life Limited, its affiliates, directors, officers, employees, representatives or agents (the "Momentum Metropolitan Parties") have any liability to any persons or entities receiving the information made available in this factsheet for any claim, damages, loss or expense, whether caused by Momentum Metropolitan Life Limited or the Momentum Metropolitan Parties' negligence or otherwise, including, without limitation, any direct, indirect, special, incidental, punitive or consequential cost, loss or damages, whether in contract or in delict, arising out of or in connection with information made available in this factsheet, whether relating to any actions, transactions, omissions resulting from this information, or relating to any legal proceedings brought against you as a result of this information, and you agree to indemnify Momentum Metropolitan Life Limited and the Momentum Metropolitan Parties accordingly.

Investment returns for periods exceeding one year are annualised. All returns quoted are before deduction of fees, but after the deduction of performance fees on global underlying investments (where applicable). All returns are daily time-weighted returns. The return for the global component of a portfolio is generated at month-end using the global component's last known price. The return for Consumer Price Index (CPI) is to the end of the previous month.

For investments in collective investments schemes (CIS), please refer to the minimum disclosure document (MDD), which is available from the respective CIS manager. The MDD contains important information relating to investment in the respective CIS.

The information contained in this factsheet is confidential, privileged and only for the use and benefit of the intended recipient and may not be used, published or redistributed without the prior written consent of Momentum Metropolitan Life Limited. Under no circumstances will Momentum Metropolitan Life Limited be liable for any cost, loss or damages arising out of the unauthorised dissemination of this factsheet or the information contained herein, and you agree to indemnify Momentum Metropolitan Life Limited and the Momentum Metropolitan Parties accordingly.

Sources: Momentum Investments, Morningstar, Iress, msci.com, yieldbook.com, ft.com.



Contact and other information

Momentum Outcome-based Solutions (Pty) Ltd

268 West Avenue, Centurion, 0157

PO Box 7400, Centurion, 0046

T +27 (0)12 671 8911

F +27 (0)12 684 5869

Email emailus@momentum.co.za

Web www.momentum.co.za/momentum/invest-and-save/for-businesses

Signatory of:

