

Momentum Investments Target Factor Portfolio Range

Momentum Investments Target Factor 7 Portfolio

Factsheet at 31 May 2021

Target: CPI + 5% to 6%

Investment horizon: Seven years

Investments managed by: Momentum Outcome-based Solutions (Pty) Ltd

📄 Momentum outcome-based investing philosophy


Investment success is about consistently maximising the probability of you achieving your investment goals – whether that is to preserve capital, generate an income stream in retirement or grow wealth within the parameters of a certain risk profile. In response to the ever-evolving investment landscape, we have constructed a range of outcome-based solutions that set their sights beyond mere benchmarks and instead focus on the things that matter the most to you – ensuring we maximise the probability of you achieving your investment goals. Outcome-based investing is about placing your goals at the centre of our investment process.

📄 Investor profile and investment strategy

This portfolio is aimed at investors who are in the accumulation phase of investing. It has a long-term investment horizon and, therefore, the aim is to maintain an average exposure of 80% to growth asset classes (local and global equities and property). The portfolio range consists of passive, enhanced passive and smart beta investment strategies. The allocation between asset classes is actively managed, taking the market environment into account. Through the optimum selection of asset classes, the probability of achieving the outcome is maximised within acceptable risk parameters. It is suitable as a stand-alone portfolio in retirement products, where compliance with Regulation 28 is specifically required.

✍️ Portfolio information

Launch date:	August 2011
Benchmark:	Composite: Local equity 50%; Local property 5%; Local bond 10%; Local cash 7.5%; Global equity 22.5%; Global property 2.5%; Global bond 2.5%
Target:	Inflation plus 5% to 6% over seven-year rolling periods
Reg. 28 compliant:	Yes



👤 Portfolio managers



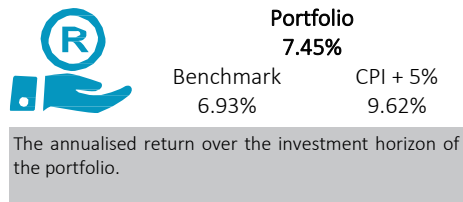
Mohammed Sibda
BCom




Nina Saad
BSc, CFA

📊 Long-term outcomes

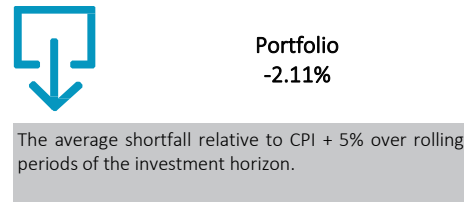
Return over the investment horizon



Hit rate

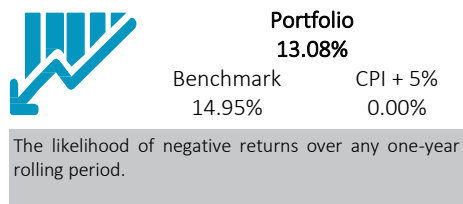


Average shortfall




📊 Short-term risk

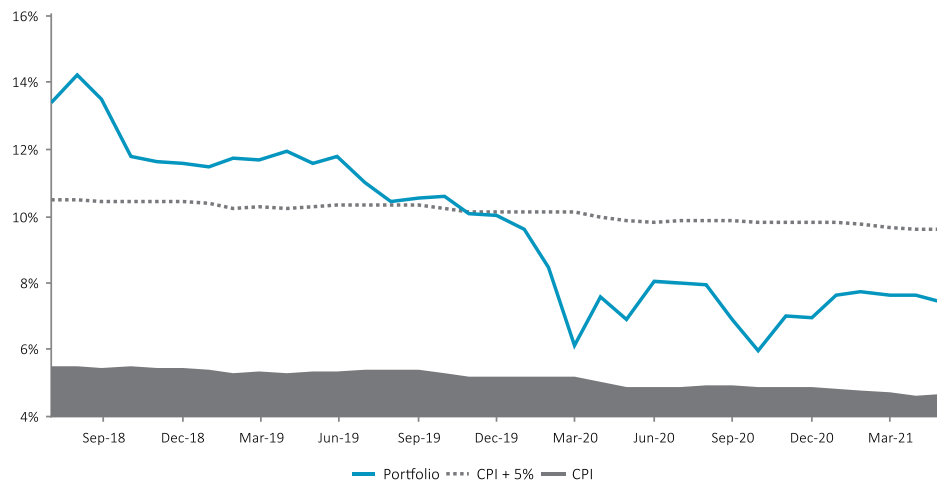
Risk of negative one-year return



Minimum one-year returns



📊 Rolling returns over investment horizon



Returns over rolling periods of the investment horizon since launch.

Investment returns

	One month	Three months	One year	Two years	Three years	Four years	Five years	Six years	Seven years	Launch
Portfolio	0.35%	3.29%	21.90%	7.74%	6.70%	6.42%	5.51%	6.12%	7.45%	11.26%
Benchmark ¹	0.43%	4.03%	23.08%	6.42%	5.19%	5.16%	4.49%	5.57%	6.93%	10.92%
Risk-adjusted ratio ²					0.60	0.66	0.62	0.76	0.93	1.49
CPI + 5%	1.05%	3.20%	9.44%	8.70%	8.93%	9.07%	9.33%	9.64%	9.62%	10.04%

¹The benchmark is calculated using the composite benchmark allocation.

²A ratio of the actual return achieved per unit of risk taken.

Index returns

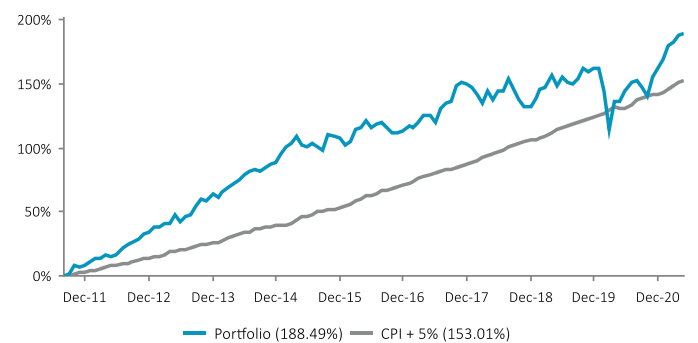
Asset class	Index	One month	One year	Two years	Three years	Five years	Seven years	Strategic allocation
Local equity	FTSE/JSE Capped SWIX All Share Index	2.93%	40.75%	9.90%	6.11%	4.72%	5.88%	50.00%
Local property	FTSE/JSE SA Listed Property Index	-2.88%	37.33%	-13.82%	-10.91%	-7.25%	-0.16%	5.00%
Local bond	FTSE/JSE All Bond Index	3.73%	11.11%	8.76%	8.42%	9.79%	8.44%	10.00%
Local cash	STeFI Composite Index	0.31%	4.15%	5.57%	6.14%	6.69%	6.64%	7.50%
Global equity	MSCI All Countries World Index	-4.79%	10.97%	18.71%	16.29%	10.73%	13.70%	22.50%
Global property	FTSE EPRA/NAREIT Developed Index	-3.12%	5.81%	3.42%	9.95%	3.29%	10.17%	2.50%
Global bond	FTSE World Government Bond Index	-4.90%	-19.93%	1.66%	6.81%	-0.14%	5.46%	2.50%

Investment manager allocation and returns

	One year	Three years	Seven years
Local equity			
Momentum Protected Equity			
Momentum Systematic Strategies 1	37.43%	7.58%	7.03%
Local property			
Momentum Real Growth Property Index	38.30%		
Local fixed income			
ALUWANI (ILB)	15.98%	4.68%	4.92%
Momentum ILB	13.77%		
Prescient	11.61%	8.22%	8.69%
Local cash			
ALUWANI	5.51%	7.55%	8.03%
Liquidity	4.93%		
Momentum Enhanced Yield	5.51%		
Global equity			
Momentum Global Investment Management	9.34%	16.28%	13.64%
Global property			
Momentum Global Property	3.70%		
Global bond			
Amundi	-18.81%	6.78%	5.71%

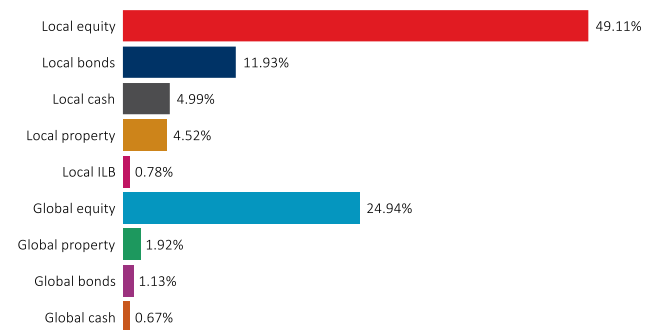
Where no returns are shown, the investment manager has a return history in this portfolio of less than the relevant period (one, three or seven years).

Cumulative returns



The cumulative growth of the portfolio since launch compared to its target.

Effective asset allocation



The 10-largest portfolio holdings

Holding	Percentage
Naspers Limited	4.76%
Anglo American plc	2.88%
Republic of South Africa R2037	2.76%
BHP Group plc	2.08%
Impala Platinum Hldgs Limited	2.06%
Capitec Bank Hldgs Limited	1.71%
Vodacom Group	1.64%
Anglo American Platinum Ltd	1.53%
FirstRand Limited	1.50%
Standard Bank Group Limited J430RP12	1.34%

The 10-largest instruments at 30 April 2021, looking through all asset classes held.



Quarterly portfolio commentary for Q1 2021

World economic growth may exceed 6% in 2021, as progress with vaccinations reinforces the positive effect of stimulus packages. The economic recovery is bound to be uneven, as countries that achieve herd immunity early may start to implement restrictive policies when others are still recovering from lockdowns.

Rising consumer price inflation (CPI) created an expectation of early interest rates increases. However, central banks from the United States, Eurozone and United Kingdom indicated that they don't foresee premature rate increases.

Global bonds nevertheless fretted about the potential for tighter monetary policy. Risky asset classes, however, are enjoying the improving growth picture. Consequently, global bond returns (negative 5,8% in US dollar terms) performed poorly in the first quarter of 2021, falling short of the positive dollar returns provided by South African (SA) equities (12,3%), developed market (DM) equities (5%) and emerging market (EM) equities (2,3%). Equities should continue to outperform global fixed-income investments as long as supportive fiscal and monetary policy remain in place.

In SA stronger household consumption expenditure and inventory building should support the economy from a contraction of 7% in 2020 to growth of 3,4% in 2021 and 2,3% in 2022. Higher oil and administered prices are putting pressure on near-term CPI to increase. As this is likely to be transitory, interest rates are expected to remain unchanged in 2021.

SA equities should continue to benefit from a global risk-on environment and favourable valuations. SA nominal and inflation-linked bonds look attractive, but we are less positive on cash or listed property.

The portfolio returned 7,8% for the quarter, which outperformed the benchmark of 7,7%. Being overweight local and global equity contributed to the absolute and relative returns, whereas being underweight local property detracted from returns.

Notes

On 1 November 2020, the real return expectation for this portfolio was revised from inflation plus 7% to a range of inflation plus 5% to 6%. Changes were made to the strategic asset allocations on 31 October 2020.

Disclosures

The investment policy is underwritten by Momentum Metropolitan Life Limited, which is a registered insurer under the Insurance Act, 18 of 2017. This investment portfolio is administered and managed by Momentum Outcome-based Solutions (Pty) Ltd, an authorised financial services provider (FSP No. 19840) under the Financial Advisory and Intermediary Services Act No.37 of 2002 (FAIS Act), as may be amended and/or replaced from time to time, and a part of Momentum Metropolitan Holdings Limited, rated B-BBEE level 1.

The information used to prepare this factsheet includes information from third-party sources and is for information purposes only. This factsheet does not constitute any form of advice and should not be used as a basis to make investment decisions or as an offer or a solicitation to purchase any specific product. Given that past returns may not be indicative of future returns and the value of investments will fluctuate over time, independent professional advice should always be sought before making an investment decision. Fluctuations in exchange rates may cause the value of international investments, if included in the mandate, to go up or down. Investors should be aware that investing in a financial product entails a level of risk that depends on the nature of the investment. The merits of any investment should be considered together with the investor's specific risk profile and investment objectives. Although reasonable steps have been taken to ensure the validity and accuracy of the information in this factsheet, Momentum Metropolitan Life Limited does not guarantee the accuracy, content, completeness, legality or reliability of the information contained in this factsheet and no warranties and/or representations of any kind, expressed or implied, are given to the nature, standard, accuracy or otherwise of the information provided nor to the suitability or otherwise of the information to your particular circumstances. Under no circumstances shall Momentum Metropolitan Life Limited, its affiliates, directors, officers, employees, representatives or agents (the "Momentum Metropolitan Parties") have any liability to any persons or entities receiving the information made available in this factsheet for any claim, damages, loss or expense, whether caused by Momentum Metropolitan Life Limited or the Momentum Metropolitan Parties' negligence or otherwise, including, without limitation, any direct, indirect, special, incidental, punitive or consequential cost, loss or damages, whether in contract or in delict, arising out of or in connection with information made available in this factsheet, whether relating to any actions, transactions, omissions resulting from this information, or relating to any legal proceedings brought against you as a result of this information, and you agree to indemnify Momentum Metropolitan Life Limited and the Momentum Metropolitan Parties accordingly.

Investment returns for periods exceeding one year are annualised. All returns quoted are before deduction of fees, but after the deduction of performance fees on global underlying investments (where applicable). All returns are daily time-weighted returns. The return for the global component of a portfolio is generated at month-end using the global component's last known price. The return for Consumer Price Index (CPI) is to the end of the previous month.

For investments in collective investments schemes (CIS), please refer to the minimum disclosure document (MDD), which is available from the respective CIS manager. The MDD contains important information relating to investment in the respective CIS.

The information contained in this factsheet is confidential, privileged and only for the use and benefit of the intended recipient and may not be used, published or redistributed without the prior written consent of Momentum Metropolitan Life Limited. Under no circumstances will Momentum Metropolitan Life Limited be liable for any cost, loss or damages arising out of the unauthorised dissemination of this factsheet or the information contained herein, and you agree to indemnify Momentum Metropolitan Life Limited and the Momentum Metropolitan Parties accordingly.

Sources: Momentum Investments, Morningstar, Iress, msci.com, yieldbook.com, ft.com.

Contact and other information

Momentum Outcome-based Solutions (Pty) Ltd

268 West Avenue, Centurion, 0157

PO Box 7400, Centurion, 0046

T +27 (0)12 671 8911

F +27 (0)12 684 5869

Email emailus@momentum.co.za

Web www.momentum.co.za/momentum/invest-and-save/for-businesses

Signatory of:

