

### Momentum Investments Classic Factor Portfolio Range

#### Momentum Investments Classic Factor 7 Portfolio

Factsheet at 31 October 2020

**Target return:** CPI + 7% p.a.

**Investment horizon:** Seven years

**Investments managed by:** Momentum Outcome-based Solutions (Pty) Ltd

#### 📄 Momentum outcome-based investing philosophy

Investment success is about consistently maximising the probability of you achieving your investment goals – whether that is to preserve capital, generate an income stream in retirement or grow wealth within the parameters of a certain risk profile. In response to the ever-evolving investment landscape, we have constructed a range of outcome-based solutions that set their sights beyond mere benchmarks and instead focus on the things that matter the most to you – ensuring we maximise the probability of you achieving your investment goals. Outcome-based investing is about placing your goals at the centre of our investment process.

#### 📄 Investor profile and investment strategy

This portfolio is aimed at investors who are in the accumulation phase of investing. It has a long-term investment horizon and, therefore, the aim is to maintain exposure of between 82.5% and 90% to growth asset classes (local and global equities and property). The portfolio consists of the full universe of asset classes, including global investments of up to 30% (excluding Africa), but excludes the exposure to alternative asset classes. Through the optimum selection of asset classes, the probability of achieving the outcome is maximised within acceptable risk parameters. It is suitable as a stand-alone portfolio in retirement products, where compliance with Regulation 28 is specifically required.

#### 📌 Portfolio information

<b>Launch date:</b>	March 1999
<b>Benchmark:</b>	Composite: Local equity 46.5%; Local property 15%; Local bond 4%; Local ILB 3%; Local cash 1.5%; Global equity 25%; Global property 3.5%; Global bond 1.5%
<b>Target:</b>	Inflation plus 7% a year over seven-year rolling periods
<b>Reg. 28 compliant:</b>	Yes

<b>Risk of capital loss</b>	Very low	Medium	Very high
<b>Investment term</b>	Very short	Medium	Very long

#### 👤 Portfolio managers



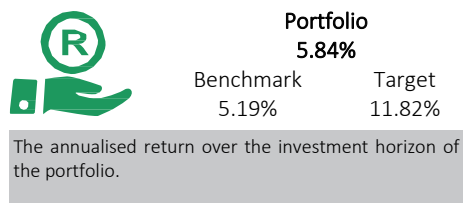
**Mohammed Sibda**  
BCom



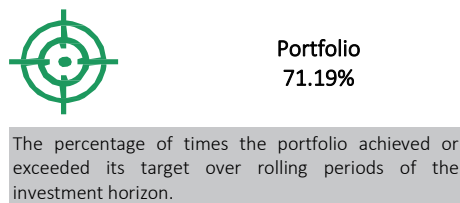
**Nina Saad**  
BSc, CFA

#### 📊 Long-term outcomes

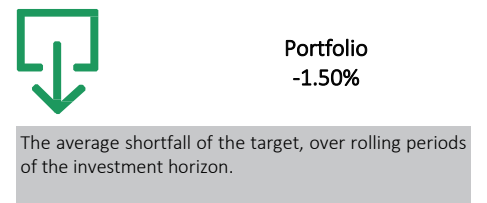
##### Return over the investment horizon



##### Hit rate

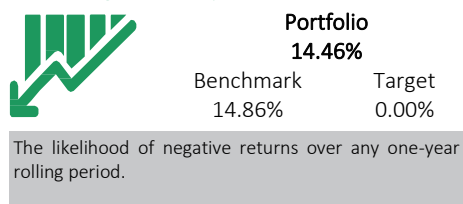


##### Average shortfall

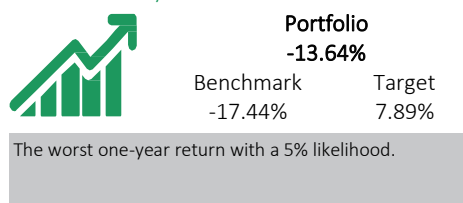


#### 📊 Short-term risk

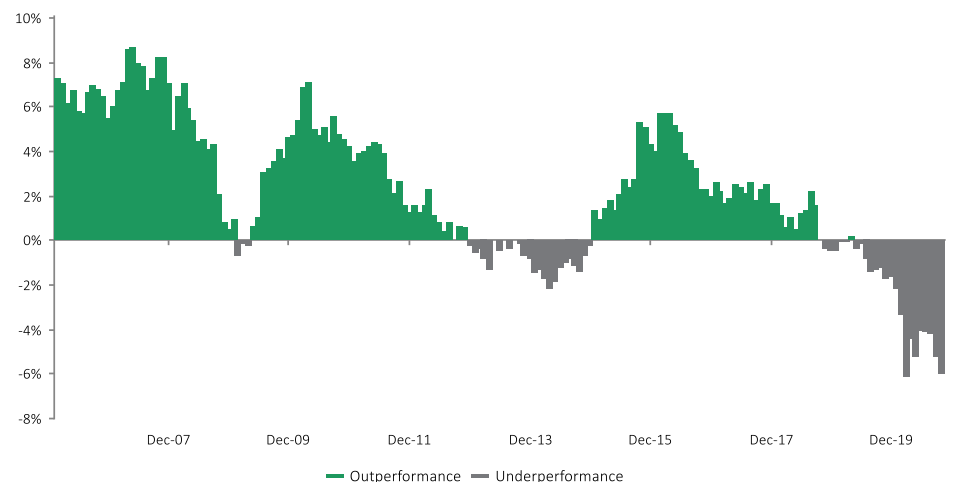
##### Risk of negative one-year return



##### Minimum one-year returns



#### 📊 Rolling returns



## Investment returns

	One month	Three months	One year	Two years	Three years	Four years	Five years	Six years	Seven years	Launch
<b>Portfolio</b>	<b>-2.23%</b>	<b>-3.33%</b>	<b>-8.65%</b>	<b>-0.22%</b>	<b>-1.51%</b>	<b>2.98%</b>	<b>2.73%</b>	<b>4.55%</b>	<b>5.84%</b>	<b>12.99%</b>
Benchmark <sup>1</sup>	-4.27%	-6.61%	-11.49%	-1.85%	-3.02%	1.56%	1.41%	3.52%	5.19%	12.67%
Risk-adjusted ratio <sup>2</sup>					-0.13	0.27	0.48	0.48	0.64	1.71
Target	0.73%	3.28%	10.01%	10.57%	11.02%	11.28%	11.65%	11.64%	11.82%	12.39%

<sup>1</sup>The benchmark is calculated using the strategic allocation weightings below.

<sup>2</sup>A ratio of the actual return achieved per unit of risk taken.

## Index returns

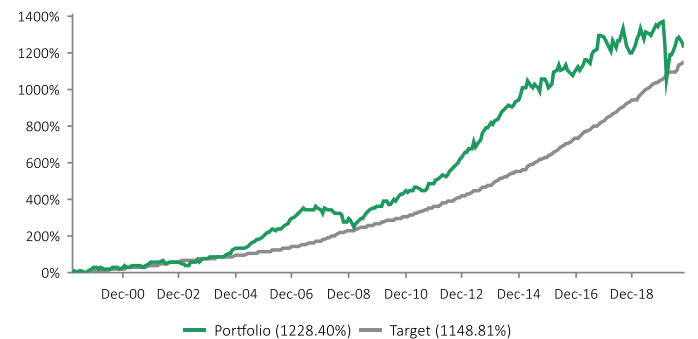
Asset class	Index	One month	One year	Two years	Three years	Five years	Seven years	Strategic allocation
Local equity	FTSE/JSE Shareholder Weighted Capped Index	-4.24%	-12.25%	-3.56%	-5.30%	-1.09%	2.83%	<b>46.50%</b>
Local property	FTSE/JSE SA Listed Property Index	-8.50%	-51.57%	-30.12%	-26.51%	-14.74%	-6.04%	<b>15.00%</b>
Local bond	JSE ASSA All Bond Index	0.89%	4.87%	8.84%	8.49%	7.48%	7.31%	<b>4.00%</b>
Local ILB	JSE ASSA ILB Index	1.16%	-0.75%	0.80%	1.25%	1.91%	3.80%	<b>3.00%</b>
Local cash	Short-term Fixed Interest Composite Index	0.34%	5.94%	6.63%	6.84%	7.07%	6.78%	<b>1.50%</b>
Global equity	MSCI All Countries World Index	-3.51%	14.62%	15.38%	10.77%	11.48%	14.35%	<b>25.00%</b>
Global property	FTSE EPRA/NAREIT Developed Index	-5.29%	-16.72%	0.75%	3.13%	4.13%	9.94%	<b>3.50%</b>
Global bond	FTSE World Government Bond Index	-2.03%	15.57%	13.38%	9.65%	7.58%	9.37%	<b>1.50%</b>

## Investment manager allocation and returns

	One year	Three years	Seven years
<b>Local equity</b>			
BlueAlpha	-12.87%	-4.69%	2.90%
Fairtree	10.07%	6.85%	10.71%
Foord	-7.29%	-7.30%	1.63%
Momentum Protected Equity			
Momentum Systematic Strategies			
Perpetua	-18.59%	-8.04%	
Prudential	-15.97%	-6.50%	3.74%
SIM	-15.75%	-4.91%	5.48%
Truffle	1.52%	2.14%	7.68%
<b>Local property</b>			
Catalyst	-52.28%	-25.58%	-4.02%
Eris Student Accommodation			
Meago	-51.98%	-26.77%	-5.10%
Momentum Investments	-51.50%		
<b>Local fixed income</b>			
ALUWANI (ILB)	-1.74%	1.36%	4.05%
Futuregrowth	3.65%	8.90%	8.78%
Momentum Flexible Bond	-3.49%	4.70%	7.43%
Momentum ILB	1.16%		
<b>Local cash</b>			
ALUWANI	7.13%	8.33%	8.13%
Liquidity	6.79%		
Momentum Enhanced Yield	7.70%		
<b>Global equity</b>			
Momentum Global Investment Management	8.48%	8.55%	13.52%
<b>Global property</b>			
Momentum Global Property	-16.40%		
<b>Global bond</b>			
Amundi	14.34%	9.03%	9.44%

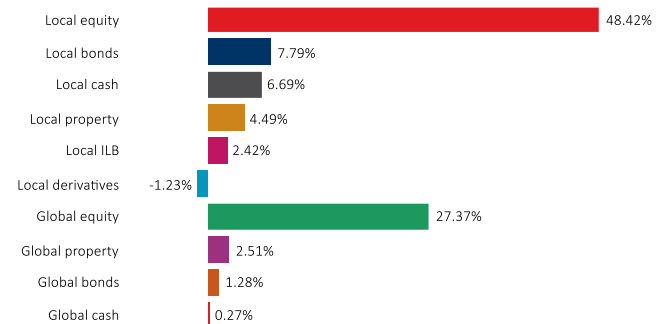
Where no returns are shown, the investment manager has a return history in this portfolio of less than the relevant period (one, three or seven years).

## Cumulative returns



The cumulative growth of the portfolio since launch compared to its target.

## Effective asset allocation



## The 10-largest portfolio holdings

Holding	Percentage
Naspers Limited	5.60%
Firststrand Limited	2.41%
British American Tobacco Plc	2.14%
Impala Platinum Holdings Limited	2.07%
Prosus	1.81%
Anglo American Plc	1.81%
Anglogold Ashanti Limited	1.69%
Standard Bank Group Limited	1.60%
Bhp Group Plc	1.51%
Republic Of South Africa R2035	1.35%

The 10-largest instruments at 30 September 2020, looking through all asset classes held.



## Quarterly portfolio commentary for Q3 2020

High-frequency data releases and sentiment indicators indicate that a strong bounce back in global economic activity in the third quarter of the year may fizzle out prematurely. The recovery has shown signs of being unbalanced. Businesses have become less pessimistic about the outlook for the economy and corporate earnings, whereas consumer behaviour appears to continue to reflect the uncertainty of COVID-19. Ongoing stimulus is likely necessary to support financial markets and underpin confidence for sustained economic growth. With the blurring of fiscal and monetary policy, it is not clear what will force governments to rein in spending. This raises an additional concern of central banks becoming more vulnerable to political interference. Moreover, inflation expectations are also at risk of becoming unanchored down the line. Even as further restrictions are lifted on the local economy, electricity shortages, policy uncertainty, lingering unemployment, an anticipated rise in bankruptcies, a slow pace of reform and soaring government debt will continue to restrain spending and investment, thereby limiting South Africa's recovery to a below-consensus 2.0% in 2021, in our view, from a contraction of around 8.0% in 2020.

The portfolio returned 1.68% for the quarter, which outperformed the benchmark of negative 0.23%. Being overweight global and local equity contributed to the relative returns, while being underweight local inflation-link bonds detracted from returns.



## Notes

The benchmark for the local equity component was changed on 1 November 2017 from the FTSE/JSE Shareholder Weighted Index to the FTSE/JSE Shareholder Weighted Capped Index.

Changes were made to the strategic asset allocations on 30 May 2014 and the benchmark returns were changed from 1 June 2014.

The inception date of the combined, local and global portfolios is 1 July 2011 and portfolio and benchmark returns for the Momentum Investments Classic Factor 7 Portfolios have been used since then. Portfolio and benchmark returns for Momentum Focused 75 Portfolio have been used from March 1999 for the combined portfolio and returns for Momentum Focused 75 Domestic Portfolio have been used for the local portfolio.



## Disclosures

The investment policy is underwritten by Momentum Metropolitan Life Limited, which is a registered insurer under the Long-Term Insurance Act 52 of 1998. This investment portfolio is administered and managed by Momentum Outcome-based Solutions (Pty) Ltd, an authorised financial services provider (FSP No. 19840) under the Financial Advisory and Intermediary Services Act No.37 of 2002 (FAIS Act), as may be amended and/or replaced from time to time, and a part of Momentum Metropolitan Holdings Limited, rated B-BBEE level 1.

The information used to prepare this factsheet includes information from third-party sources and is for information purposes only. This factsheet does not constitute any form of advice and should not be used as a basis to make investment decisions or as an offer or a solicitation to purchase any specific product. Given that past returns may not be indicative of future returns and the value of investments will fluctuate over time, independent professional advice should always be sought before making an investment decision. Fluctuations in exchange rates may cause the value of international investments, if included in the mandate, to go up or down. Investors should be aware that investing in a financial product entails a level of risk that depends on the nature of the investment. The merits of any investment should be considered together with the investor's specific risk profile and investment objectives. Although reasonable steps have been taken to ensure the validity and accuracy of the information in this factsheet, Momentum Metropolitan Life Limited does not guarantee the accuracy, content, completeness, legality or reliability of the information contained in this factsheet and no warranties and/or representations of any kind, expressed or implied, are given to the nature, standard, accuracy or otherwise of the information provided nor to the suitability or otherwise of the information to your particular circumstances. Under no circumstances shall Momentum Metropolitan Life Limited, its affiliates, directors, officers, employees, representatives or agents (the "Momentum Metropolitan Parties") have any liability to any persons or entities receiving the information made available in this factsheet for any claim, damages, loss or expense, whether caused by Momentum Metropolitan Life Limited or the Momentum Metropolitan Parties' negligence or otherwise, including, without limitation, any direct, indirect, special, incidental, punitive or consequential cost, loss or damages, whether in contract or in delict, arising out of or in connection with information made available in this factsheet, whether relating to any actions, transactions, omissions resulting from this information, or relating to any legal proceedings brought against you as a result of this information, and you agree to indemnify Momentum Metropolitan Life Limited and the Momentum Metropolitan Parties accordingly.

Investment returns for periods exceeding one year are annualised. All returns quoted are before deduction of fees, but after the deduction of performance fees on global underlying investments (where applicable). All returns are daily time-weighted returns. The return for the global component of a portfolio is generated at month-end using the global component's last known price. The return for Consumer Price Index (CPI) is to the end of the previous month.

For investments in collective investments schemes (CIS), please refer to the minimum disclosure document (MDD), which is available from the respective CIS manager. The MDD contains important information relating to investment in the respective CIS.

The information contained in this factsheet is confidential, privileged and only for the use and benefit of the intended recipient and may not be used, published or redistributed without the prior written consent of Momentum Metropolitan Life Limited. Under no circumstances will Momentum Metropolitan Life Limited be liable for any cost, loss or damages arising out of the unauthorised dissemination of this factsheet or the information contained herein, and you agree to indemnify Momentum Metropolitan Life Limited and the Momentum Metropolitan Parties accordingly.

Sources: Momentum Investments, Morningstar, Iress, msci.com, yieldbook.com, ft.com.



## Contact and other information

### Momentum Outcome-based Solutions (Pty) Ltd

268 West Avenue, Centurion, 0157

PO Box 7400, Centurion, 0046

T +27 (0)12 671 8911

F +27 (0)12 684 5869

Email [emailus@momentum.co.za](mailto:emailus@momentum.co.za)

Web [www.momentum.co.za/momentum/invest-and-save/for-businesses](http://www.momentum.co.za/momentum/invest-and-save/for-businesses)

Signatory of:

