



momentum
investments

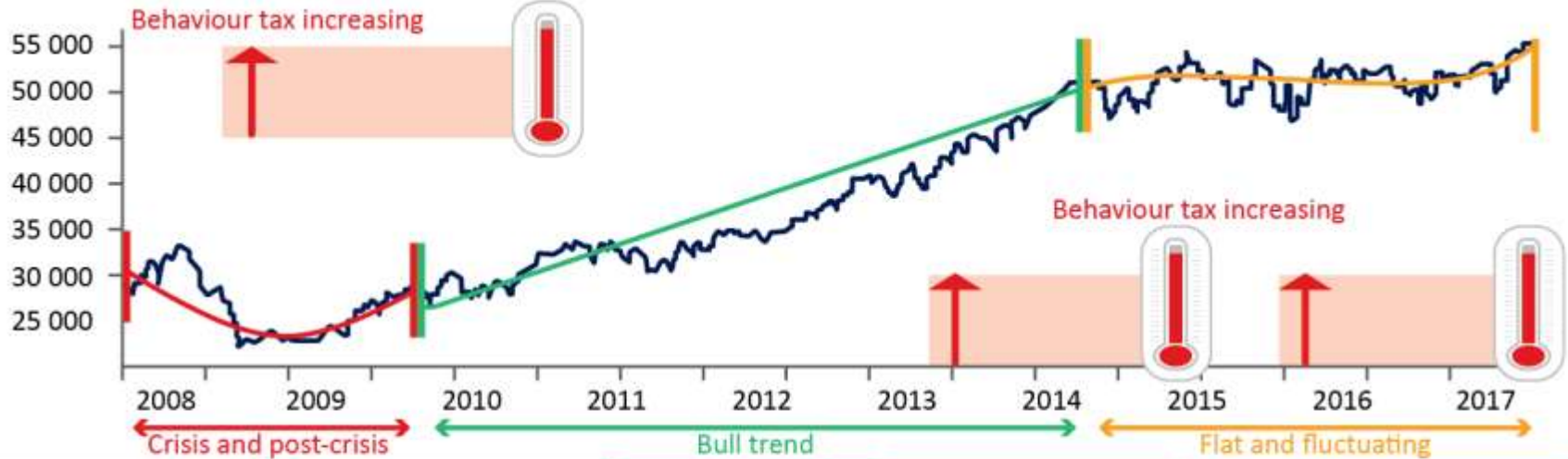
INVESTMENT MATTERS

How COVID-19 has changed the retirement solution for the future

Presented by Eugene Botha and James Klempster

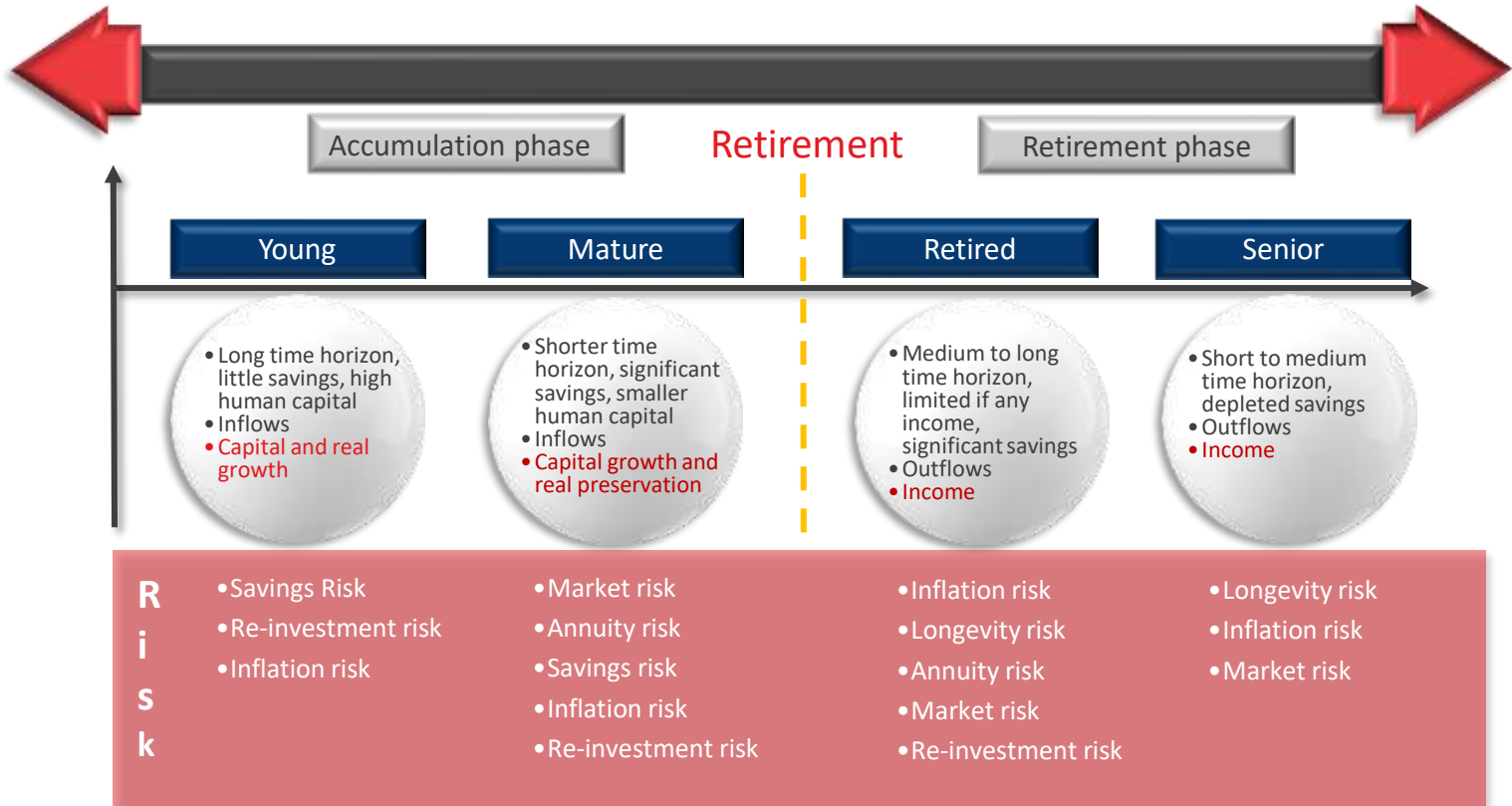
9 November 2020

Effect of behavioural biases




	Crisis period	Bull trend	Flat/fluctuating market
Number of investors	729	8 587	8 676
Average behaviour tax	1,11% p/y	*0,07% p/y	*0,42% p/y
% population with behaviour tax > 1%	45%	20%	24%
% population with behaviour tax	62%	42%	53%

Typical cycle of retirement fund member



Balancing risk and reward relative to a client goal [™]



Sustainability is key

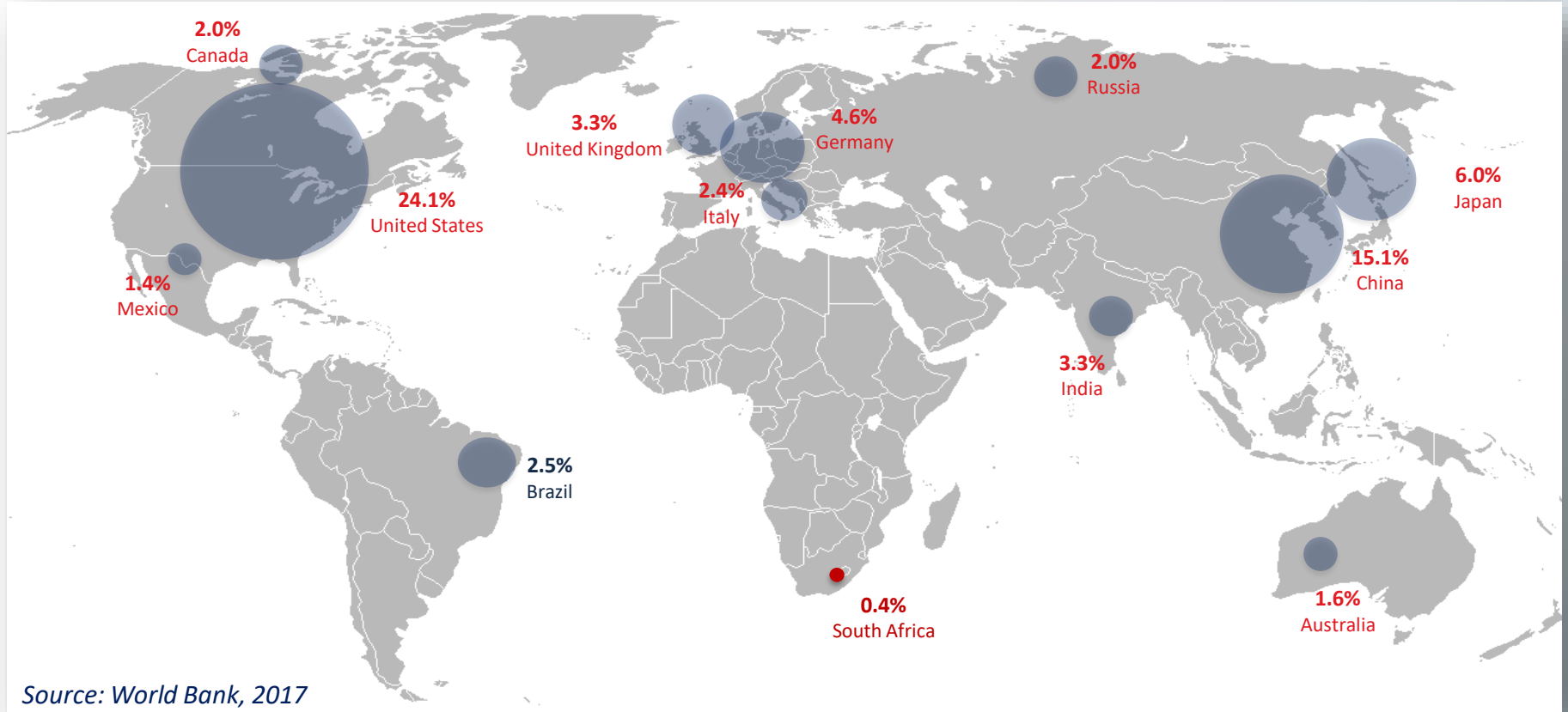
m



An integrated and deliberate approach



Economy as a percentage of global GDP

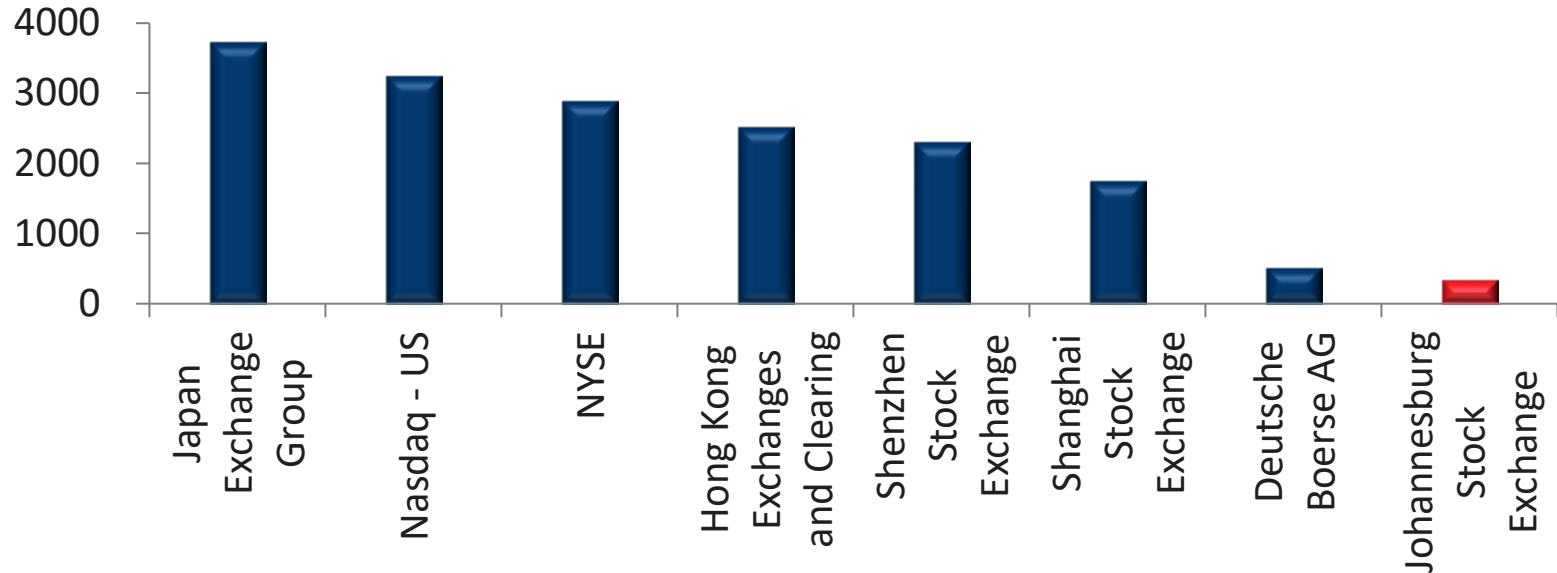


Source: World Bank, 2017

The size of the South African market



Number of listed firms per exchange



MSCI world has 1607 stocks with a combined market cap of \$45tn.

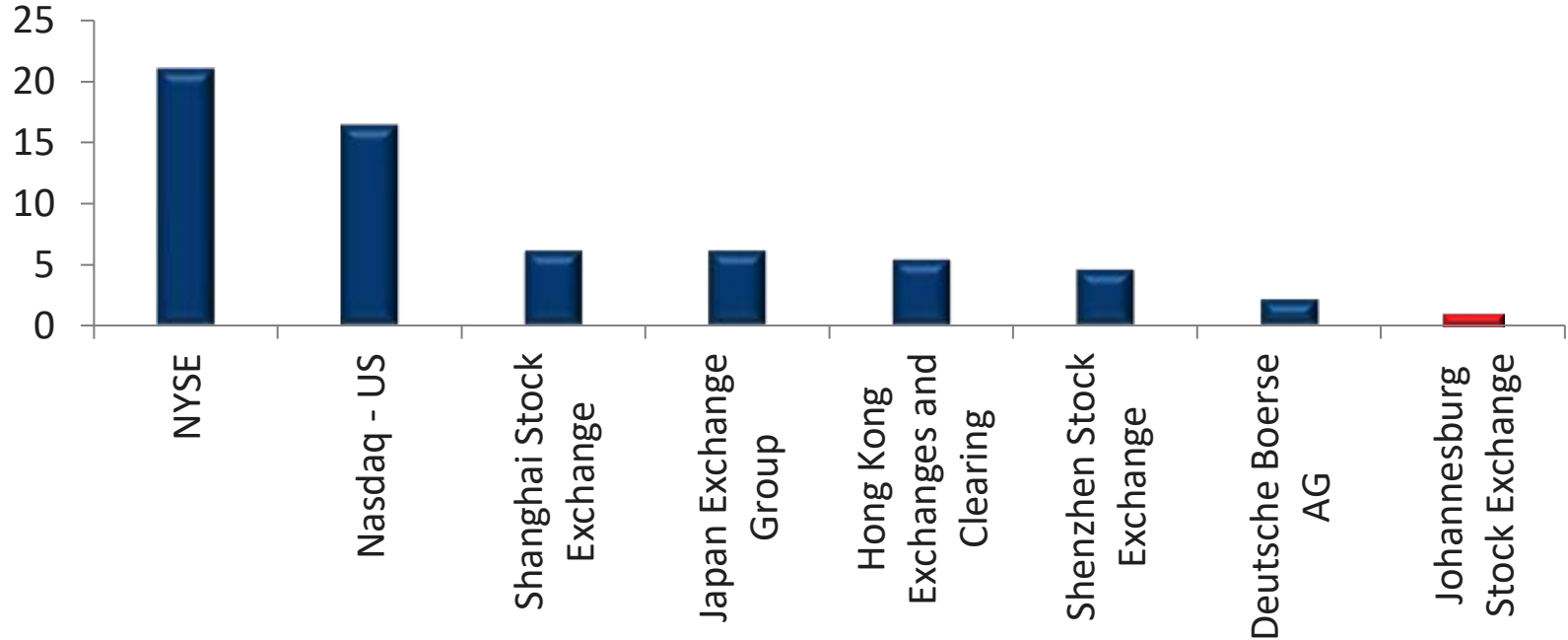
The FTSE/JSE All-Share index has 141 stocks with a combined market cap of \$405.3bn.

Source: World Federation of Exchanges, June 2020

The size of the South African market



Equity market cap of exchanges (trillions)

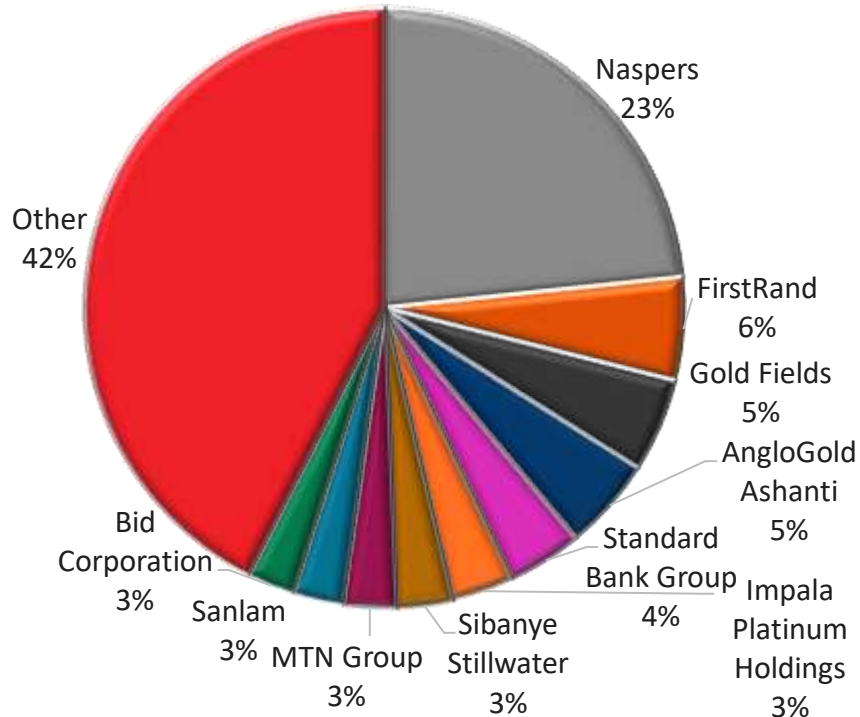


Source: World Federation of Exchanges, June 2020

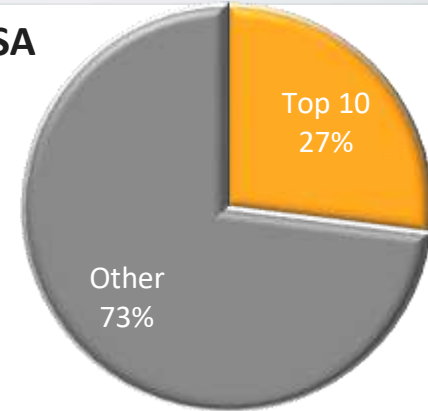
Concentration of the SA stock market



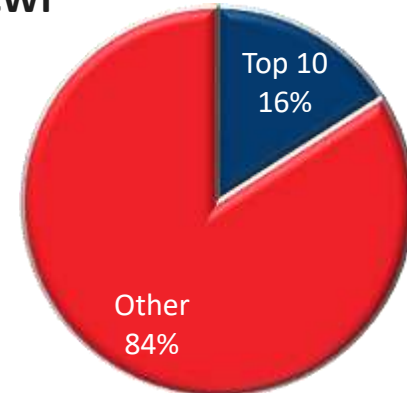
MSCI South Africa



MSCI USA



MSCI ACWI



Source: FactSet, September 2020

The right reasons to invest internationally [™]



10-year correlations:

SA equity: Global equity 0.5

SA equity: Global bonds -0.5

SA bonds: Global bonds 0.8

Source: Photo by Sharon McCutcheon on Unsplash

Teamwork



Source: Photo by Quino AI on Unsplash

The best of SA and the UK



Award-winning global team



International Investment Awards
2020 Winner for
'Best International Fund Group'

Source: MGIM. Past returns are not indicative of future returns.

Market depth and sustainability



Source: Photo by Simone Busatto on Unsplash

Exclusions



Source: Photo by Zbynek Burival on Unsplash

Ranking



Source: Photo by Element5 Digital on Unsplash

Footprint



Source: Photo by Angela Buttafoco on Unsplash

Generic disclaimer



The information used to prepare this document includes information from third-party sources and is for information purposes only. Although reasonable steps have been taken to ensure the validity and accuracy of the information contained herein, Momentum Metropolitan Life Limited does not guarantee the accuracy, content, completeness, legality or reliability of the information contained herein and no warranties and/or representations of any kind, expressed or implied, are given to the nature, standard, accuracy or otherwise of the information provided.

Neither Momentum Metropolitan Life Limited, its affiliates, directors, officers, employees, representatives or agents (the Momentum Parties) have any liability to any persons or entities receiving the information made available herein for any claim, damages, loss or expense, including, without limitation, any direct, indirect, special, incidental, punitive or consequential cost, loss or damages, whether in contract or in delict, arising out of or in connection with information made available herein and you agree to indemnify the Momentum Parties accordingly. For further information, please visit us at momentum.co.za. Momentum Investments is part of Momentum Metropolitan Life Limited, an authorised financial services and registered credit provider, and rated B-BBEE level 1.

Sources: Momentum Investments, Morningstar, Iress, msci.com, yieldbook.com, ft.com



Thank you